

# PRELOADED DMEK TISSUE

DMEK surgery is simple and fast with preloaded tissue prepared by Eversight, giving you more freedom in the OR.

## Preloaded tissue services

Tissue for DMEK is prepared according to your specifications and loaded into your choice of either the Modified Jones Tube with **DMEKConnect** attached or the DORC tube.

Slit-lamp biomicroscopy and specular microscopy evaluations are performed post-DMEK preparation. The graft is punched to the desired size before it is loaded. The preloaded graft is shipped and contained within a vial of LIFE4°C.

When Eversight preloaded tissue arrives, it should be placed in a balanced saline solution bath. The graft is then ready for insertion.

## Specification options

**Markings:** Moria "S" stamp

**Graft size options:** 7.25, 7.5, 7.75, 8 or 8.5mm

**Tissue culturing:** Free-floating 5mm scleral rim segment included in vial for culturing

## On-demand training

Eversight provides free online training when you need it. Get started today at [eversightvision.org/onlinetraining](https://eversightvision.org/onlinetraining).

\*Preloaded DMEK is not available in the following countries: Austria, Belgium, Bulgaria, Croatia, Czech Republic, Denmark, Finland, France, Germany, Greece, Hungary, Ireland, Italy, Netherlands, Norway, Poland, Portugal, Romania, Serbia, Spain, Sweden, Switzerland, Turkey and the United Kingdom.


### DMEKConnect™

Simplify DMEK surgery with **DMEKConnect**, the Eversight Modified Jones Tube and syringe connector. **DMEKConnect** eliminates the need for an IV tubing attachment, reducing preparation time and eliminating steps in the OR.

## Tissue preparation process

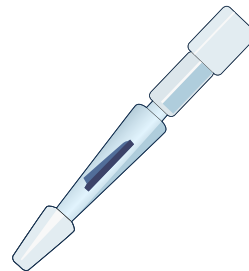


Standard DMEK preparation is performed. "S" stamp is applied.

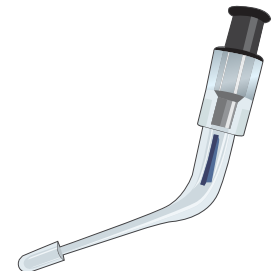


Graft is trephinated to requested size, then stained with 0.06% VisionBlue.

## Preloaded DMEK options



Graft is scrolled, then loaded into the **Modified Jones Tube** and capped at the beveled end, **DMEKConnect** is attached to the back end.



Graft is scrolled and loaded into the **DORC tube**.