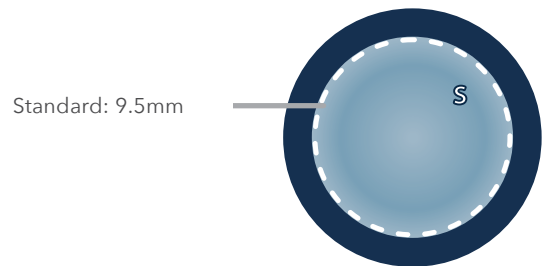


# DMEK PREPARED TISSUE

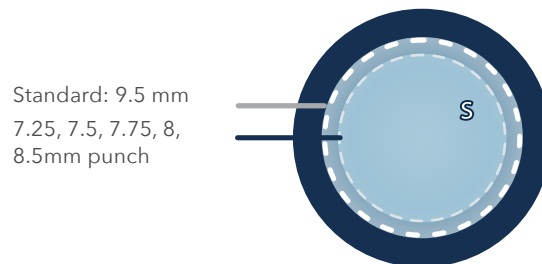
Eversight DMEK tissue is expertly prepared by experienced technicians to deliver precise, consistent results tailored to your specifications.

## Standard preparation

- 9.5mm diameter of Descemet peeled
- Slit-lamp biomicroscopy and specular microscopy evaluations provided pre- and post-preparation.
- Hinge location: Peripheral
- Markings: "S" stamp



Standard: 9.5mm



Standard: 9.5 mm  
7.25, 7.5, 7.75, 8,  
8.5mm punch


## Punched to size

- Tissue is prepared using standard method then punched to your preferred size: 7.25, 7.5, 7.75, 8, 8.5mm

## Pre-loaded DMEK

- Tissue is prepared using standard method then punched to your preferred size: 7.25, 7.5, 7.75, 8, 8.5mm
- Tissue is scrolled and loaded into Straiko Modified Jones Tube.

Jones Tube is capped at both ends and shipped in vial of Optisol GS.



## Eversight Support

Eversight is committed to ensuring that you are both comfortable and confident as you begin to offer DMEK to your patients. We provide a number of practice opportunities, including wet lab courses, training tissue, supply kits and use of our facility with the assistance of an Eversight processing technician.