

PRE-LOADED DMEK TISSUE

DMEK surgery is simple and fast with pre-loaded tissue prepared by Eversight, giving you more freedom in the OR.

Pre-loaded tissue services

Tissue for DMEK is prepared according to your specifications.

Slit-lamp biomicroscopy and specular microscopy evaluations are performed post-DMEK preparation. The graft is then punched to the desired size prior to being loaded into the Modified Jones Tube Injector with **DMEKConnect** attached. The graft is shipped inside the Jones Tube and contained within a vial of Optisol GS.

When Eversight pre-loaded tissue arrives, the Jones Tube and connector should be placed in a BSS bath. The graft is then ready for insertion.

Specification options

Markings:

Moria "S" stamp

Graft size options:

7.25, 7.5, 7.75, 8, 8.5mm

Tissue culturing:

A free-floating 5mm scleral rim segment is included in the vial for culturing needs.

On demand training


Eversight provides free online training to give you the resources you need, when you need them. Begin your training by visiting eversightvision.org/onlinelearning.

*Pre-loaded DMEK is not available in the following countries: Austria, Belgium, Bulgaria, Croatia, Czech Republic, Denmark, Finland, France, Germany, Greece, Hungary, Ireland, Italy, Netherlands, Norway, Poland, Portugal, Romania, Serbia, Spain, Sweden, Switzerland, Turkey and the United Kingdom.


Tissue preparation process



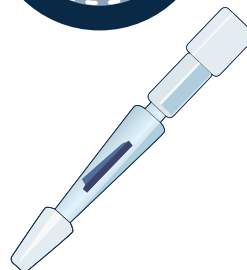
Standard DMEK preparation is performed. "S" stamp is applied.



Graft is trephined to requested size, then stained with 0.06% VisionBlue.



Graft is scrolled, then loaded into the Modified Jones Tube.



Jones Tube is capped at the beveled end, **DMEKConnect** is attached at the back end, and then it's shipped in a vial of Optisol GS. Free-floating scleral rim segment is included in vial for culturing.

DMEKConnect

Simplify DMEK surgery with **DMEKConnect**, the new Eversight standard Jones Tube and syringe connector. **DMEKConnect** eliminates the need for an IV tubing attachment, reducing preparation time and additional steps in the OR.

DMEKCONNECT

Simplify DMEK surgery with **DMEKConnect**, the new Eversight standard Jones Tube and syringe connector.

Standard delivery

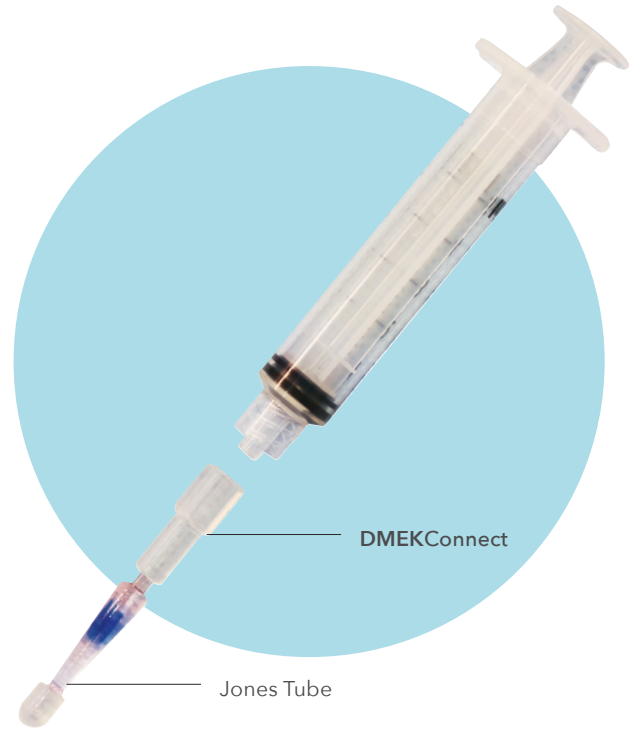
Pre-loaded tissue prepared by Eversight is delivered with the connector already attached to the Modified Jones Tube.

Simply remove the pre-loaded tissue from the storage media, connect to a 3mL syringe, and the tissue is ready for insertion.

DMEKConnect eliminates the need for an IV tubing attachment, reducing preparation time and additional steps in the OR.

Materials

The connector is made from silicone and fits both Luer Lock and Luer Slip syringes.



DMEKConnect

